

Abstract Submission Guidelines
INCOTHERM-2025, October 10-11, 2025
IIT(ISM) Dhanbad

- Each abstract should be **200-250 words** and must present **original academic or industrial research**.
- Use the provided **MS Word or LaTeX template on the website** for formatting. After the document is finalized, it should be converted to **pdf** format.
- Keywords (4-5) should be included at the end of the abstract.
- One of the authors need to first **register on EasyChair** before proceeding for submission.
- The following sequence of images serves as a guide for the submission process.

The **submit abstract** link on the website will redirect you to the EasyChair submission portal which would look like as shown below.

Log in to EasyChair for INCOTHERM 2025

Submission of new papers for INCOTHERM 2025 (1st International Conference on Thermofluids Engineering) is open.

EasyChair uses cookies for user authentication. To use EasyChair, you should **allow your browser to save cookies from easychair.org**.

Session timeout! You have to log in again.

Email address or user name: *

Password: *

Log in

Useful links:

- [Forgot your password?](#)
- [Create account](#)
- [Problems to log in?](#)

If you are already registered with EasyChair, you can directly login to continue. Otherwise, you can click the create account link to register with EasyChair by providing the required details as shown below.

Create Account

To use EasyChair, you must agree to our [Terms of Service](#).

You may also be interested about [our policy for using personal information](#).


To create an EasyChair account, you should fill out the following form.


We will email you a code that you will have to enter to activate your account.

The code will be valid for 120 minutes.

You have to make sure that your mailer does not reject emails from the domain easychair.org.

☐ I am human


hCaptcha
[Privacy](#) - [Terms](#)

First name  *

Last name: *

Email: *

Affiliation: *

Country/region: *

Password: *

Retype password: *

☐ I agree to the EasyChair Terms of Service

Continue

Note that for registration, EasyChair will verify your account *via* the email address used for account registration, i.e., you will receive a verification code on your email for registration confirmation. Once you are successfully registered, you can then visit the INCOTHERM-2025 login page on EasyChair for submission. After you login to your account, kindly proceed to make a new submission as shown below.



Conferences CFP Preprints Slides News EasyChair

INCOTHERM 2025 (1st International Conference on Thermofluids Engineering)

You are logged in to INCOTHERM 2025 (1st International Conference on Thermofluids Engineering).

Use the links below to access INCOTHERM 2025.

Author

• [make a new submission](#)



After this, fill in the required information in the Authors' details as shown below.

Author Information

For each author please fill out the form below. Some items on the form are explained here:

- **Email address** will only be used for communication with the authors. It will not appear in public Web pages of this conference. The email address can be omitted for not corresponding authors. These authors will also have no access to the submission page.
- **Web page** can be used on the conference Web pages, for example, for making the program. It should be a Web page of the author, not the Web page of her or his organization.
- Each author marked as a **corresponding author** will receive email messages from the system about this submission. There must be at least one corresponding author.

Author 1 ([click here to add yourself](#))

First name[†]: *

Last name: *

Email: *

Country/region: *

Affiliation: *

Web page:

☒ corresponding author

Author 2 ([click here to add yourself](#))

First name[†]: *

Last name: *

Email: *

Country/region: *

Affiliation: *

Web page:

☒ corresponding author

Author 3 ([click here to add yourself](#))

First name[†]: *

Last name: *

Email: *

Country/region: *

Affiliation: *

Web page:

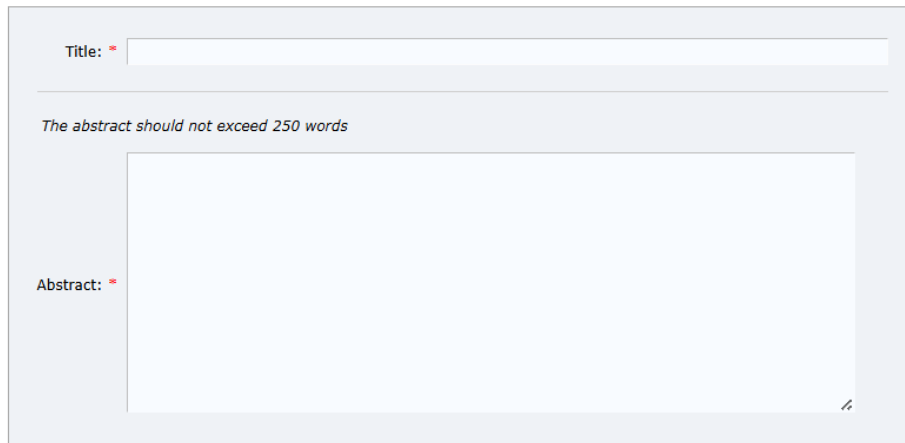
☒ corresponding author

Next, proceed to paste Title and Abstract as shown below. Kindly note that the abstract word limit is 250. Thereafter, add your keywords as instructed on the portal.

[†] Note: leave first name blank if there is no first name. If you are not sure how to divide a name into the first and last name, [read the Help article about names.](#)

Title and Abstract

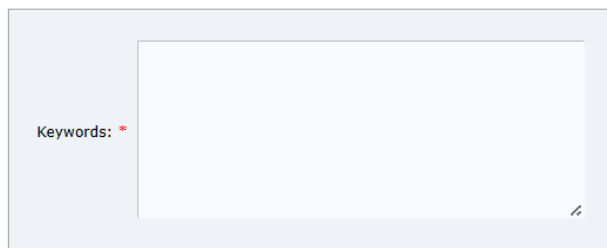
The title and the abstract should be entered as plain text, they should not contain HTML elements.



The form consists of a light gray container. At the top, there is a label 'Title: *' followed by a single-line text input field. Below this, a horizontal line separates the title section from the abstract section. In the abstract section, there is a label 'Abstract: *' on the left and a large, empty rectangular text area on the right. Above the text area, the text 'The abstract should not exceed 250 words' is displayed. A small cursor icon is visible in the bottom right corner of the text area.

Keywords

Type a list of keywords (also known as key phrases or key terms), **one per line** to characterize your submission. You should specify at least three keywords.



The form consists of a light gray container. On the left, there is a label 'Keywords: *'. To the right of the label is a large, empty rectangular text area. A small cursor icon is visible in the bottom right corner of the text area.

For final submission, you will need to upload the abstract in pdf format by clicking on the **Upload your paper** section as shown below. At this stage, we only require abstract submission. Once you have chosen your file, you can click the Submit button to finalize abstract submission.

Keywords

Type a list of keywords (also known as key phrases or key terms), **one per line** to characterize your submission. You should specify at least three keywords.

Keywords: *

Files

Paper. Upload your paper. The paper must be in PDF format (file extension .pdf)

Choose File

No file chosen

Ready?

If you filled out the form, press the 'Submit' button below. **Do not press the button twice: uploading may take time!**

Submit